

OPENHIVEinsight FAQs
Parents/Guardians

May 2011 Release

Version 1.0

May 2011 Release - Parents/Guardian FAQs?



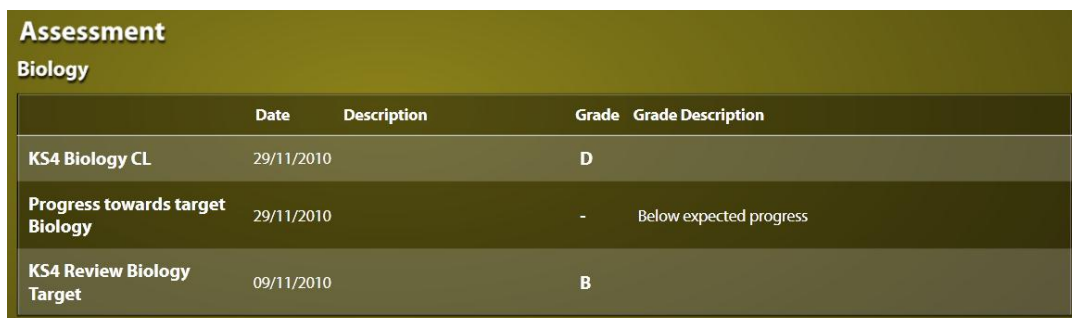
1. What gets shown on the Home page

The home page of OPENHIVE is known as the ‘summary view’ it shows you the latest data that’s been added against your child.

Attendance shows the total number of present, authorised and unauthorised absences for this week, this term and this year. You have a choice of viewing these details in percentages or sessions by selection the toggle. To see more detailed information such as finding out when your child was absent, select the ‘view more’ button or select ‘attendance’ from the menu.



Assessment is broken down into subjects and shows the latest 5 items against each. To view the whole set of data select the ‘view more’ button below all the subjects or just select the ‘assessment’ menu item.



Assessment

Biology

	Date	Description	Grade	Grade Description
KS4 Biology CL	29/11/2010		D	
Progress towards target Biology	29/11/2010		-	Below expected progress
KS4 Review Biology Target	09/11/2010		B	

Behaviour shows the latest 5 items added. To view the whole set of data, click on the 'view more details' button against the data set you're interested in or just select the 'behaviour' menu item.

Behaviour, Achievement and Effort				
	Subject	Date	Description	Outcome
	Good role model	14/12/2010	T2 W6, no seluth.	
	Good role model	06/12/2010	T2, Wk 5, no sleuth.	
	Good role model	03/12/2010	100% equipment check	
	Good role model	29/11/2010	T2, Wk 4, no sleuth.	
	Continued improvement	26/11/2010		

[View more details](#)

2. What attendance data gets shown?

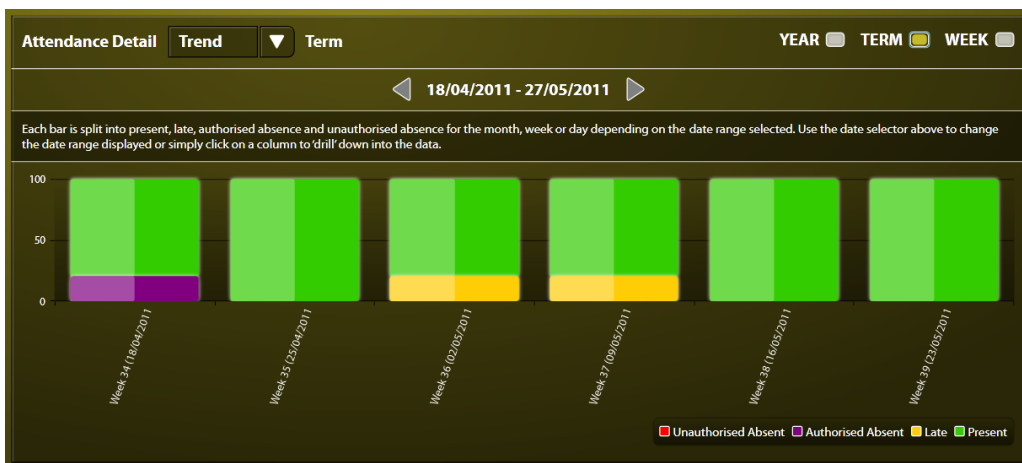
Only registration attendance data is shown in OPENHIVEinsight. Also if the 'where now' control is turned on you will see if a child was present in am and pm attendance and currently what lesson they should be in.

Attendance 18th May 2011 AM PM Current Class Chemistry

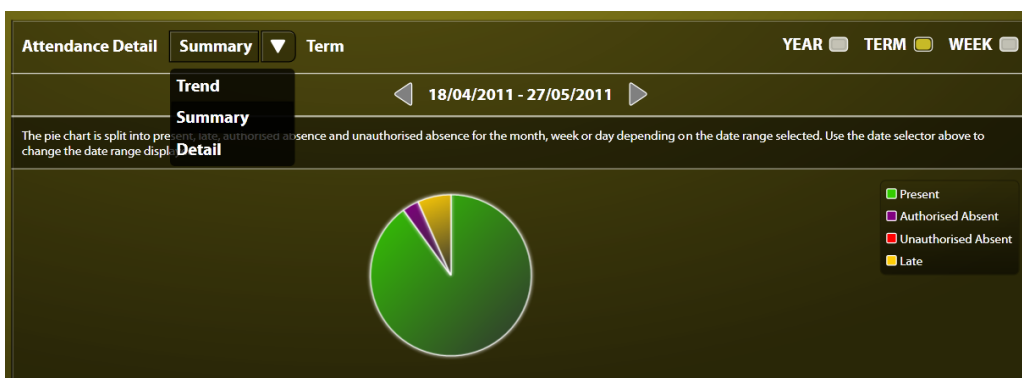
The 'attendance' page shows the summary of overall attendance and allows you to view when they were present, authorised or unauthorised absent and also if they were present but late for any registration periods

Student Attendance Records					
Attendance Summary				Comparison options	
		#			%
This Week	out of 10	This Term	out of 60	This Year	out of 120
16/05/2011 - 22/05/2011		18/04/2011 - 27/05/2011		01/09/2010 - 31/08/2011	

You can select to view the data by year, term or week and go back and fourth using the arrow buttons above the charts.



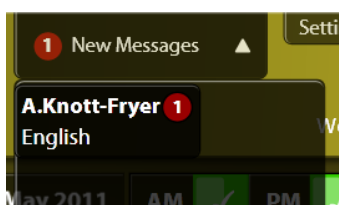
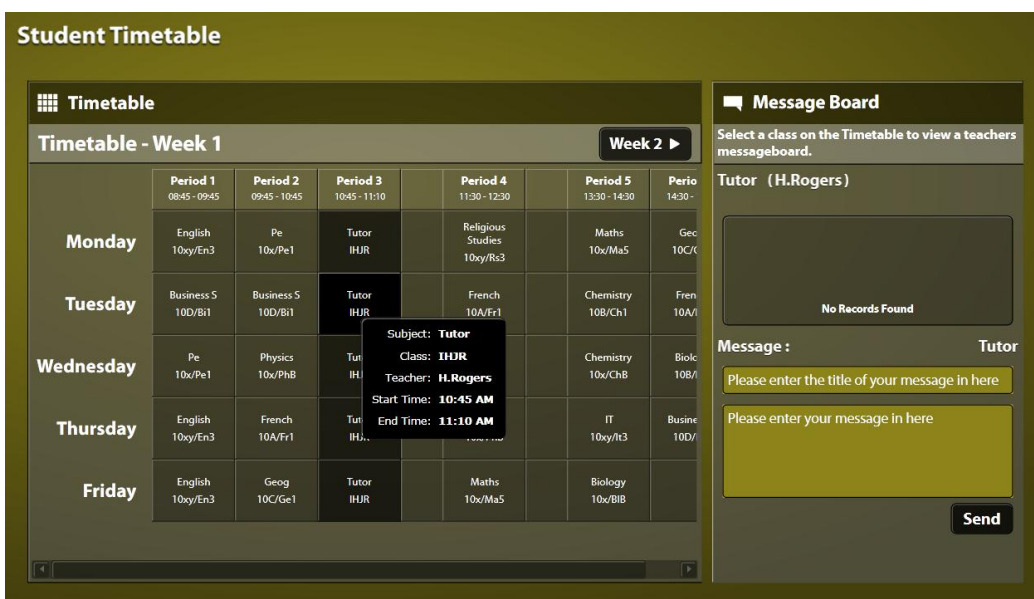
You can also change the chart type and view the data as a pie chart or by individual sessions.



3. How do I message a teacher?

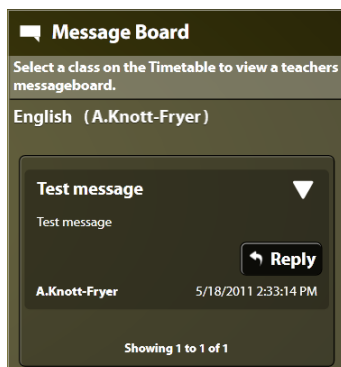
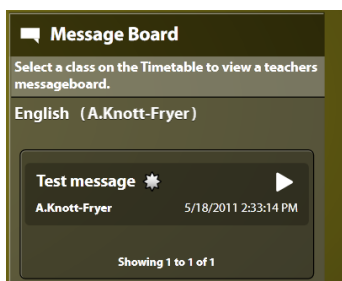
Firstly the school has had to opt to use the messaging service by turning it on in the admin options. As a parent you will find the message board by selecting the ‘timetable’ menu item.

You then need to select a teacher that you wish to send a message to by clicking on the relevant subject in the timetable. The message box will then refresh to show you that teachers name. You can then type your message and send.



The next time you login, if a teacher has replied an indicator will appear on the top bar. Select this and you will see new messages in the drop down box, select the one you wish to read and it will take you to the timetable page.

The message will have a ‘star’ next to it indicating it is new. Select the arrow to expand to read full message.



Select ‘reply’ button and you will see the message area change so the title appears with a ‘RE:’ in front of it. Just add your message and ‘send’. The teacher will see this next time they login to OPENHIVEinsight.

4. What target data is shown?

Any targets added by the school will be shown under the ‘targets’ menu item. They are not in on the home page.

All targets are grouped by subject and ordered by latest date. The data shown is the grade, title of target and date target was added.

Student Target Records

This page displays all the target data added by the school ordered by subject and latest date.

English

=	Progress towards target English <small>01/12/2010</small>
6c	KS3 English CL <small>11/03/2010</small>
5a	KS3 English CL <small>27/11/2009</small>

5. What assessment data is shown?

Any assessment added by the school will be shown under the ‘assessment’ menu item. Also the latest data is listed on the home page.

All assessment entries are grouped by subject and ordered by latest date. The data shown if available is the title, grade, description and grade description and date assessment was added.

Student Assessment Records

Biology

	Date	Description	Grade	Grade Description
KS4 Biology CL	29/11/2010		D	
Progress towards target Biology	29/11/2010		-	Below expected progress
KS4 Review Biology Target	09/11/2010		B	

6. What behaviour data is shown?

Any behaviour data added by the school will be shown under the 'behaviour' menu item. Also the latest data is listed on the home page.

Behaviour includes negative and positive behaviours as well as any achievement and effort records your child may have.

An icon will appear next to a behaviour item that makes it clear to recognise if it's a positive or negative entry. Each behaviour entry will have, if available; a title, subject, description, outcome and the date the behaviour was added.

Student Behaviour, Achievement and Effort Records

This page displays all the behavioural data added by the school ordered by latest. An icon appears beside the title to show you instantly whether the behaviour is positive or negative.

	Subject	Date	Description	Outcome
	Involvement in House Activity	05/11/2010	Term 1 All years t/building in 1st week back of school	
	Good role model	05/11/2010	T1 w7, no sleuth.	
	Involvement in House Activity	04/11/2010	T1 House Competition winners	
	Poor standard of homework	18/10/2010		
	98% attendance	18/10/2010	T1	
	Good role model	18/10/2010	No sleuth T1, W6.	
	Failed to do Homework/ Coursework	12/10/2010		
	Good role model	11/10/2010	T1, W4 no sleuth	
	Lack of Equipment	06/10/2010		
	Excellent Effort	01/10/2010		

Page 2 of 17

The school has the option of turning off the descriptions and outcomes of behavioural and achievement items so if you want to find out more information on a particular record contact the school.